

Summary Results Report
 2024 Greenwood County Presidential Primary
 March 25, 2024

OFFICIAL RESULTS

Greenwood County

Statistics	TOTAL
Election Day Precincts Reporting	18 of 18
Precincts Complete	18 of 18
Precincts Partially Reported	0 of 18
Absentee/ Early Precincts Reporting	18 of 18
Registered Voters - Total	0
Registered Voters - Democratic	0
Registered Voters - NONPARTISAN	0
Registered Voters - Republican	0
Ballots Cast - Total	384
Ballots Cast - Democratic	48
Ballots Cast - NONPARTISAN	0
Ballots Cast - Republican	336
Ballots Cast - Blank	4
Voter Turnout - Total	0.00%
Voter Turnout - Democratic	0.00%
Voter Turnout - NONPARTISAN	0.00%
Voter Turnout - Republican	0.00%

DEM President

Vote For 1	TOTAL
Marianne Williamson	3
Jason Michael Palmer	3
Dean Phillips	1
Joseph R Biden Jr	31
None of the names shown	10
Total Votes Cast	48
Contest Totals	48

REP President

Vote For 1	TOTAL
Donald J. Trump	289
Nikki R. Haley	22
Ron DeSantis	7
Ryan L. Binkley	1
None of the names shown	13
Total Votes Cast	332
Contest Totals	336

11 Eureka Ward 1

Statistics

	TOTAL	Election Day	Absentee	Provisional	Early Voting	Spare 1	Spare 2	Spare 3
Registered Voters - Total	0							
Registered Voters - Democratic	0							
Registered Voters - NONPARTISAN	0							
Registered Voters - Republican	0							
Ballots Cast - Total	46	20	13	0	13	0	0	0
Ballots Cast - Democratic	10	1	6	0	3	0	0	0
Ballots Cast - NONPARTISAN	0	0	0	0	0	0	0	0
Ballots Cast - Republican	36	19	7	0	10	0	0	0
Ballots Cast - Blank	0	0	0	0	0	0	0	0
Voter Turnout - Total	0.00%							
Voter Turnout - Democratic	0.00%							
Voter Turnout - NONPARTISAN	0.00%							
Voter Turnout - Republican	0.00%							

DEM President

Vote For 1

	TOTAL	Election Day	Absentee	Provisional	Early Voting	Spare 1	Spare 2	Spare 3
Marianne Williamson	1	0	1	0	0	0	0	0
Jason Michael Palmer	0	0	0	0	0	0	0	0
Dean Phillips	0	0	0	0	0	0	0	0
Joseph R Biden Jr	5	1	3	0	1	0	0	0
None of the names shown	4	0	2	0	2	0	0	0
Total Votes Cast	10	1	6	0	3	0	0	0
Contest Totals	10	1	6	0	3	0	0	0

REP President

Vote For 1

	TOTAL	Election Day	Absentee	Provisional	Early Voting	Spare 1	Spare 2	Spare 3
Donald J. Trump	29	15	6	0	8	0	0	0
Nikki R. Haley	5	2	1	0	2	0	0	0
Ron DeSantis	0	0	0	0	0	0	0	0
Ryan L. Binkley	0	0	0	0	0	0	0	0
None of the names shown	2	2	0	0	0	0	0	0
Total Votes Cast	36	19	7	0	10	0	0	0
Contest Totals	36	19	7	0	10	0	0	0

12 Eureka Ward 2

Statistics

	TOTAL	Election Day	Absentee	Provisional	Early Voting	Spare 1	Spare 2	Spare 3
Registered Voters - Total	0							
Registered Voters - Democratic	0							
Registered Voters - NONPARTISAN	0							
Registered Voters - Republican	0							
Ballots Cast - Total	30	20	2	0	8	0	0	0
Ballots Cast - Democratic	3	3	0	0	0	0	0	0
Ballots Cast - NONPARTISAN	0	0	0	0	0	0	0	0
Ballots Cast - Republican	27	17	2	0	8	0	0	0
Ballots Cast - Blank	1	0	0	0	1	0	0	0
Voter Turnout - Total	0.00%							
Voter Turnout - Democratic	0.00%							
Voter Turnout - NONPARTISAN	0.00%							
Voter Turnout - Republican	0.00%							

DEM President

Vote For 1

	TOTAL	Election Day	Absentee	Provisional	Early Voting	Spare 1	Spare 2	Spare 3
Marianne Williamson	0	0	0	0	0	0	0	0
Jason Michael Palmer	1	1	0	0	0	0	0	0
Dean Phillips	0	0	0	0	0	0	0	0
Joseph R Biden Jr	2	2	0	0	0	0	0	0
None of the names shown	0	0	0	0	0	0	0	0
Total Votes Cast	3	3	0	0	0	0	0	0
Contest Totals	3	3	0	0	0	0	0	0

REP President

Vote For 1

	TOTAL	Election Day	Absentee	Provisional	Early Voting	Spare 1	Spare 2	Spare 3
Donald J. Trump	25	16	2	0	7	0	0	0
Nikki R. Haley	1	1	0	0	0	0	0	0
Ron DeSantis	0	0	0	0	0	0	0	0
Ryan L. Binkley	0	0	0	0	0	0	0	0
None of the names shown	0	0	0	0	0	0	0	0
Total Votes Cast	26	17	2	0	7	0	0	0
Contest Totals	27	17	2	0	8	0	0	0

13 Eureka Ward 3

Statistics

	TOTAL	Election Day	Absentee	Provisional	Early Voting	Spare 1	Spare 2	Spare 3
Registered Voters - Total	0							
Registered Voters - Democratic	0							
Registered Voters - NONPARTISAN	0							
Registered Voters - Republican	0							
Ballots Cast - Total	36	17	5	0	14	0	0	0
Ballots Cast - Democratic	7	2	0	0	5	0	0	0
Ballots Cast - NONPARTISAN	0	0	0	0	0	0	0	0
Ballots Cast - Republican	29	15	5	0	9	0	0	0
Ballots Cast - Blank	0	0	0	0	0	0	0	0
Voter Turnout - Total	0.00%							
Voter Turnout - Democratic	0.00%							
Voter Turnout - NONPARTISAN	0.00%							
Voter Turnout - Republican	0.00%							

DEM President

Vote For 1

	TOTAL	Election Day	Absentee	Provisional	Early Voting	Spare 1	Spare 2	Spare 3
Marianne Williamson	0	0	0	0	0	0	0	0
Jason Michael Palmer	0	0	0	0	0	0	0	0
Dean Phillips	0	0	0	0	0	0	0	0
Joseph R Biden Jr	7	2	0	0	5	0	0	0
None of the names shown	0	0	0	0	0	0	0	0
Total Votes Cast	7	2	0	0	5	0	0	0
Contest Totals	7	2	0	0	5	0	0	0

REP President

Vote For 1

	TOTAL	Election Day	Absentee	Provisional	Early Voting	Spare 1	Spare 2	Spare 3
Donald J. Trump	25	12	5	0	8	0	0	0
Nikki R. Haley	3	2	0	0	1	0	0	0
Ron DeSantis	1	1	0	0	0	0	0	0
Ryan L. Binkley	0	0	0	0	0	0	0	0
None of the names shown	0	0	0	0	0	0	0	0
Total Votes Cast	29	15	5	0	9	0	0	0
Contest Totals	29	15	5	0	9	0	0	0

14 Eureka Twp

Statistics

	TOTAL	Election Day	Absentee	Provisional	Early Voting	Spare 1	Spare 2	Spare 3
Registered Voters - Total	0							
Registered Voters - Democratic	0							
Registered Voters - NONPARTISAN	0							
Registered Voters - Republican	0							
Ballots Cast - Total	20	16	1	0	3	0	0	0
Ballots Cast - Democratic	2	2	0	0	0	0	0	0
Ballots Cast - NONPARTISAN	0	0	0	0	0	0	0	0
Ballots Cast - Republican	18	14	1	0	3	0	0	0
Ballots Cast - Blank	0	0	0	0	0	0	0	0
Voter Turnout - Total	0.00%							
Voter Turnout - Democratic	0.00%							
Voter Turnout - NONPARTISAN	0.00%							
Voter Turnout - Republican	0.00%							

DEM President

Vote For 1

	TOTAL	Election Day	Absentee	Provisional	Early Voting	Spare 1	Spare 2	Spare 3
Marianne Williamson	1	1	0	0	0	0	0	0
Jason Michael Palmer	0	0	0	0	0	0	0	0
Dean Phillips	0	0	0	0	0	0	0	0
Joseph R Biden Jr	1	1	0	0	0	0	0	0
None of the names shown	0	0	0	0	0	0	0	0
Total Votes Cast	2	2	0	0	0	0	0	0
Contest Totals	2	2	0	0	0	0	0	0

REP President

Vote For 1

	TOTAL	Election Day	Absentee	Provisional	Early Voting	Spare 1	Spare 2	Spare 3
Donald J. Trump	17	14	0	0	3	0	0	0
Nikki R. Haley	1	0	1	0	0	0	0	0
Ron DeSantis	0	0	0	0	0	0	0	0
Ryan L. Binkley	0	0	0	0	0	0	0	0
None of the names shown	0	0	0	0	0	0	0	0
Total Votes Cast	18	14	1	0	3	0	0	0
Contest Totals	18	14	1	0	3	0	0	0

15 Bachelor Twp

Statistics

	TOTAL	Election Day	Absentee	Provisional	Early Voting	Spare 1	Spare 2	Spare 3
Registered Voters - Total	0							
Registered Voters - Democratic	0							
Registered Voters - NONPARTISAN	0							
Registered Voters - Republican	0							
Ballots Cast - Total	16	15	0	0	1	0	0	0
Ballots Cast - Democratic	0	0	0	0	0	0	0	0
Ballots Cast - NONPARTISAN	0	0	0	0	0	0	0	0
Ballots Cast - Republican	16	15	0	0	1	0	0	0
Ballots Cast - Blank	1	1	0	0	0	0	0	0
Voter Turnout - Total	0.00%							
Voter Turnout - Democratic	0.00%							
Voter Turnout - NONPARTISAN	0.00%							
Voter Turnout - Republican	0.00%							

DEM President

Vote For 1

	TOTAL	Election Day	Absentee	Provisional	Early Voting	Spare 1	Spare 2	Spare 3
Marianne Williamson	0	0	0	0	0	0	0	0
Jason Michael Palmer	0	0	0	0	0	0	0	0
Dean Phillips	0	0	0	0	0	0	0	0
Joseph R Biden Jr	0	0	0	0	0	0	0	0
None of the names shown	0	0	0	0	0	0	0	0
Total Votes Cast	0	0	0	0	0	0	0	0
Contest Totals	0	0	0	0	0	0	0	0

REP President

Vote For 1

	TOTAL	Election Day	Absentee	Provisional	Early Voting	Spare 1	Spare 2	Spare 3
Donald J. Trump	12	11	0	0	1	0	0	0
Nikki R. Haley	3	3	0	0	0	0	0	0
Ron DeSantis	0	0	0	0	0	0	0	0
Ryan L. Binkley	0	0	0	0	0	0	0	0
None of the names shown	0	0	0	0	0	0	0	0
Total Votes Cast	15	14	0	0	1	0	0	0
Contest Totals	16	15	0	0	1	0	0	0

16 Fall River Twp

Statistics	TOTAL	Election Day	Absentee	Provisional	Early Voting	Spare 1	Spare 2	Spare 3
Registered Voters - Total	0							
Registered Voters - Democratic	0							
Registered Voters - NONPARTISAN	0							
Registered Voters - Republican	0							
Ballots Cast - Total	15	13	1	0	1	0	0	0
Ballots Cast - Democratic	4	4	0	0	0	0	0	0
Ballots Cast - NONPARTISAN	0	0	0	0	0	0	0	0
Ballots Cast - Republican	11	9	1	0	1	0	0	0
Ballots Cast - Blank	0	0	0	0	0	0	0	0
Voter Turnout - Total	0.00%							
Voter Turnout - Democratic	0.00%							
Voter Turnout - NONPARTISAN	0.00%							
Voter Turnout - Republican	0.00%							

DEM President

Vote For 1

	TOTAL	Election Day	Absentee	Provisional	Early Voting	Spare 1	Spare 2	Spare 3
Marianne Williamson	0	0	0	0	0	0	0	0
Jason Michael Palmer	0	0	0	0	0	0	0	0
Dean Phillips	0	0	0	0	0	0	0	0
Joseph R Biden Jr	3	3	0	0	0	0	0	0
None of the names shown	1	1	0	0	0	0	0	0
Total Votes Cast	4	4	0	0	0	0	0	0
Contest Totals	4	4	0	0	0	0	0	0

REP President

Vote For 1

	TOTAL	Election Day	Absentee	Provisional	Early Voting	Spare 1	Spare 2	Spare 3
Donald J. Trump	9	7	1	0	1	0	0	0
Nikki R. Haley	1	1	0	0	0	0	0	0
Ron DeSantis	1	1	0	0	0	0	0	0
Ryan L. Binkley	0	0	0	0	0	0	0	0
None of the names shown	0	0	0	0	0	0	0	0
Total Votes Cast	11	9	1	0	1	0	0	0
Contest Totals	11	9	1	0	1	0	0	0

17 Otter Creek Twp

Statistics

	TOTAL	Election Day	Absentee	Provisional	Early Voting	Spare 1	Spare 2	Spare 3
Registered Voters - Total	0							
Registered Voters - Democratic	0							
Registered Voters - NONPARTISAN	0							
Registered Voters - Republican	0							
Ballots Cast - Total	9	8	0	0	1	0	0	0
Ballots Cast - Democratic	0	0	0	0	0	0	0	0
Ballots Cast - NONPARTISAN	0	0	0	0	0	0	0	0
Ballots Cast - Republican	9	8	0	0	1	0	0	0
Ballots Cast - Blank	0	0	0	0	0	0	0	0
Voter Turnout - Total	0.00%							
Voter Turnout - Democratic	0.00%							
Voter Turnout - NONPARTISAN	0.00%							
Voter Turnout - Republican	0.00%							

DEM President

Vote For 1

	TOTAL	Election Day	Absentee	Provisional	Early Voting	Spare 1	Spare 2	Spare 3
Marianne Williamson	0	0	0	0	0	0	0	0
Jason Michael Palmer	0	0	0	0	0	0	0	0
Dean Phillips	0	0	0	0	0	0	0	0
Joseph R Biden Jr	0	0	0	0	0	0	0	0
None of the names shown	0	0	0	0	0	0	0	0
Total Votes Cast	0	0	0	0	0	0	0	0
Contest Totals	0	0	0	0	0	0	0	0

REP President

Vote For 1

	TOTAL	Election Day	Absentee	Provisional	Early Voting	Spare 1	Spare 2	Spare 3
Donald J. Trump	8	7	0	0	1	0	0	0
Nikki R. Haley	0	0	0	0	0	0	0	0
Ron DeSantis	0	0	0	0	0	0	0	0
Ryan L. Binkley	0	0	0	0	0	0	0	0
None of the names shown	1	1	0	0	0	0	0	0
Total Votes Cast	9	8	0	0	1	0	0	0
Contest Totals	9	8	0	0	1	0	0	0

Summary Results Report
 2024 Greenwood County Presidential Primary
 March 25, 2024

OFFICIAL RESULTS

Greenwood County

18 Pleas Grv Twp

Statistics

	TOTAL	Election Day	Absentee	Provisional	Early Voting	Spare 1	Spare 2	Spare 3
Registered Voters - Total	0							
Registered Voters - Democratic	0							
Registered Voters - NONPARTISAN	0							
Registered Voters - Republican	0							
Ballots Cast - Total	9	6	3	0	0	0	0	0
Ballots Cast - Democratic	0	0	0	0	0	0	0	0
Ballots Cast - NONPARTISAN	0	0	0	0	0	0	0	0
Ballots Cast - Republican	9	6	3	0	0	0	0	0
Ballots Cast - Blank	0	0	0	0	0	0	0	0
Voter Turnout - Total	0.00%							
Voter Turnout - Democratic	0.00%							
Voter Turnout - NONPARTISAN	0.00%							
Voter Turnout - Republican	0.00%							

DEM President

Vote For 1

	TOTAL	Election Day	Absentee	Provisional	Early Voting	Spare 1	Spare 2	Spare 3
Marianne Williamson	0	0	0	0	0	0	0	0
Jason Michael Palmer	0	0	0	0	0	0	0	0
Dean Phillips	0	0	0	0	0	0	0	0
Joseph R Biden Jr	0	0	0	0	0	0	0	0
None of the names shown	0	0	0	0	0	0	0	0
Total Votes Cast	0	0	0	0	0	0	0	0
Contest Totals	0	0	0	0	0	0	0	0

REP President

Vote For 1

	TOTAL	Election Day	Absentee	Provisional	Early Voting	Spare 1	Spare 2	Spare 3
Donald J. Trump	9	6	3	0	0	0	0	0
Nikki R. Haley	0	0	0	0	0	0	0	0
Ron DeSantis	0	0	0	0	0	0	0	0
Ryan L. Binkley	0	0	0	0	0	0	0	0
None of the names shown	0	0	0	0	0	0	0	0
Total Votes Cast	9	6	3	0	0	0	0	0
Contest Totals	9	6	3	0	0	0	0	0

19 Quincy Twp

Statistics	TOTAL	Election Day	Absentee	Provisional	Early Voting	Spare 1	Spare 2	Spare 3
Registered Voters - Total	0							
Registered Voters - Democratic	0							
Registered Voters - NONPARTISAN	0							
Registered Voters - Republican	0							
Ballots Cast - Total	11	9	1	0	1	0	0	0
Ballots Cast - Democratic	0	0	0	0	0	0	0	0
Ballots Cast - NONPARTISAN	0	0	0	0	0	0	0	0
Ballots Cast - Republican	11	9	1	0	1	0	0	0
Ballots Cast - Blank	0	0	0	0	0	0	0	0
Voter Turnout - Total	0.00%							
Voter Turnout - Democratic	0.00%							
Voter Turnout - NONPARTISAN	0.00%							
Voter Turnout - Republican	0.00%							

DEM President

Vote For 1

	TOTAL	Election Day	Absentee	Provisional	Early Voting	Spare 1	Spare 2	Spare 3
Marianne Williamson	0	0	0	0	0	0	0	0
Jason Michael Palmer	0	0	0	0	0	0	0	0
Dean Phillips	0	0	0	0	0	0	0	0
Joseph R Biden Jr	0	0	0	0	0	0	0	0
None of the names shown	0	0	0	0	0	0	0	0
Total Votes Cast	0	0	0	0	0	0	0	0
Contest Totals	0	0	0	0	0	0	0	0

REP President

Vote For 1

	TOTAL	Election Day	Absentee	Provisional	Early Voting	Spare 1	Spare 2	Spare 3
Donald J. Trump	11	9	1	0	1	0	0	0
Nikki R. Haley	0	0	0	0	0	0	0	0
Ron DeSantis	0	0	0	0	0	0	0	0
Ryan L. Binkley	0	0	0	0	0	0	0	0
None of the names shown	0	0	0	0	0	0	0	0
Total Votes Cast	11	9	1	0	1	0	0	0
Contest Totals	11	9	1	0	1	0	0	0

20 Salem Twp

Statistics

	TOTAL	Election Day	Absentee	Provisional	Early Voting	Spare 1	Spare 2	Spare 3
Registered Voters - Total	0							
Registered Voters - Democratic	0							
Registered Voters - NONPARTISAN	0							
Registered Voters - Republican	0							
Ballots Cast - Total	2	1	0	0	1	0	0	0
Ballots Cast - Democratic	0	0	0	0	0	0	0	0
Ballots Cast - NONPARTISAN	0	0	0	0	0	0	0	0
Ballots Cast - Republican	2	1	0	0	1	0	0	0
Ballots Cast - Blank	0	0	0	0	0	0	0	0
Voter Turnout - Total	0.00%							
Voter Turnout - Democratic	0.00%							
Voter Turnout - NONPARTISAN	0.00%							
Voter Turnout - Republican	0.00%							

DEM President

Vote For 1

	TOTAL	Election Day	Absentee	Provisional	Early Voting	Spare 1	Spare 2	Spare 3
Marianne Williamson	0	0	0	0	0	0	0	0
Jason Michael Palmer	0	0	0	0	0	0	0	0
Dean Phillips	0	0	0	0	0	0	0	0
Joseph R Biden Jr	0	0	0	0	0	0	0	0
None of the names shown	0	0	0	0	0	0	0	0
Total Votes Cast	0	0	0	0	0	0	0	0
Contest Totals	0	0	0	0	0	0	0	0

REP President

Vote For 1

	TOTAL	Election Day	Absentee	Provisional	Early Voting	Spare 1	Spare 2	Spare 3
Donald J. Trump	2	1	0	0	1	0	0	0
Nikki R. Haley	0	0	0	0	0	0	0	0
Ron DeSantis	0	0	0	0	0	0	0	0
Ryan L. Binkley	0	0	0	0	0	0	0	0
None of the names shown	0	0	0	0	0	0	0	0
Total Votes Cast	2	1	0	0	1	0	0	0
Contest Totals	2	1	0	0	1	0	0	0

21 S Salem Twp

Statistics

	TOTAL	Election Day	Absentee	Provisional	Early Voting	Spare 1	Spare 2	Spare 3
Registered Voters - Total	0							
Registered Voters - Democratic	0							
Registered Voters - NONPARTISAN	0							
Registered Voters - Republican	0							
Ballots Cast - Total	5	3	0	0	2	0	0	0
Ballots Cast - Democratic	0	0	0	0	0	0	0	0
Ballots Cast - NONPARTISAN	0	0	0	0	0	0	0	0
Ballots Cast - Republican	5	3	0	0	2	0	0	0
Ballots Cast - Blank	0	0	0	0	0	0	0	0
Voter Turnout - Total	0.00%							
Voter Turnout - Democratic	0.00%							
Voter Turnout - NONPARTISAN	0.00%							
Voter Turnout - Republican	0.00%							

DEM President

Vote For 1

	TOTAL	Election Day	Absentee	Provisional	Early Voting	Spare 1	Spare 2	Spare 3
Marianne Williamson	0	0	0	0	0	0	0	0
Jason Michael Palmer	0	0	0	0	0	0	0	0
Dean Phillips	0	0	0	0	0	0	0	0
Joseph R Biden Jr	0	0	0	0	0	0	0	0
None of the names shown	0	0	0	0	0	0	0	0
Total Votes Cast	0	0	0	0	0	0	0	0
Contest Totals	0	0	0	0	0	0	0	0

REP President

Vote For 1

	TOTAL	Election Day	Absentee	Provisional	Early Voting	Spare 1	Spare 2	Spare 3
Donald J. Trump	4	2	0	0	2	0	0	0
Nikki R. Haley	0	0	0	0	0	0	0	0
Ron DeSantis	1	1	0	0	0	0	0	0
Ryan L. Binkley	0	0	0	0	0	0	0	0
None of the names shown	0	0	0	0	0	0	0	0
Total Votes Cast	5	3	0	0	2	0	0	0
Contest Totals	5	3	0	0	2	0	0	0

22 Sprg Creek Twp

Statistics

	TOTAL	Election Day	Absentee	Provisional	Early Voting	Spare 1	Spare 2	Spare 3
Registered Voters - Total	0							
Registered Voters - Democratic	0							
Registered Voters - NONPARTISAN	0							
Registered Voters - Republican	0							
Ballots Cast - Total	8	6	1	0	1	0	0	0
Ballots Cast - Democratic	1	1	0	0	0	0	0	0
Ballots Cast - NONPARTISAN	0	0	0	0	0	0	0	0
Ballots Cast - Republican	7	5	1	0	1	0	0	0
Ballots Cast - Blank	0	0	0	0	0	0	0	0
Voter Turnout - Total	0.00%							
Voter Turnout - Democratic	0.00%							
Voter Turnout - NONPARTISAN	0.00%							
Voter Turnout - Republican	0.00%							

DEM President

Vote For 1

	TOTAL	Election Day	Absentee	Provisional	Early Voting	Spare 1	Spare 2	Spare 3
Marianne Williamson	0	0	0	0	0	0	0	0
Jason Michael Palmer	0	0	0	0	0	0	0	0
Dean Phillips	0	0	0	0	0	0	0	0
Joseph R Biden Jr	1	1	0	0	0	0	0	0
None of the names shown	0	0	0	0	0	0	0	0
Total Votes Cast	1	1	0	0	0	0	0	0
Contest Totals	1	1	0	0	0	0	0	0

REP President

Vote For 1

	TOTAL	Election Day	Absentee	Provisional	Early Voting	Spare 1	Spare 2	Spare 3
Donald J. Trump	6	4	1	0	1	0	0	0
Nikki R. Haley	0	0	0	0	0	0	0	0
Ron DeSantis	1	1	0	0	0	0	0	0
Ryan L. Binkley	0	0	0	0	0	0	0	0
None of the names shown	0	0	0	0	0	0	0	0
Total Votes Cast	7	5	1	0	1	0	0	0
Contest Totals	7	5	1	0	1	0	0	0

23 Janesville Twp

Statistics

	TOTAL	Election Day	Absentee	Provisional	Early Voting	Spare 1	Spare 2	Spare 3
Registered Voters - Total	0							
Registered Voters - Democratic	0							
Registered Voters - NONPARTISAN	0							
Registered Voters - Republican	0							
Ballots Cast - Total	44	36	2	2	4	0	0	0
Ballots Cast - Democratic	4	4	0	0	0	0	0	0
Ballots Cast - NONPARTISAN	0	0	0	0	0	0	0	0
Ballots Cast - Republican	40	32	2	2	4	0	0	0
Ballots Cast - Blank	0	0	0	0	0	0	0	0
Voter Turnout - Total	0.00%							
Voter Turnout - Democratic	0.00%							
Voter Turnout - NONPARTISAN	0.00%							
Voter Turnout - Republican	0.00%							

DEM President

Vote For 1

	TOTAL	Election Day	Absentee	Provisional	Early Voting	Spare 1	Spare 2	Spare 3
Marianne Williamson	1	1	0	0	0	0	0	0
Jason Michael Palmer	0	0	0	0	0	0	0	0
Dean Phillips	0	0	0	0	0	0	0	0
Joseph R Biden Jr	2	2	0	0	0	0	0	0
None of the names shown	1	1	0	0	0	0	0	0
Total Votes Cast	4	4	0	0	0	0	0	0
Contest Totals	4	4	0	0	0	0	0	0

REP President

Vote For 1

	TOTAL	Election Day	Absentee	Provisional	Early Voting	Spare 1	Spare 2	Spare 3
Donald J. Trump	34	26	2	2	4	0	0	0
Nikki R. Haley	2	2	0	0	0	0	0	0
Ron DeSantis	1	1	0	0	0	0	0	0
Ryan L. Binkley	1	1	0	0	0	0	0	0
None of the names shown	2	2	0	0	0	0	0	0
Total Votes Cast	40	32	2	2	4	0	0	0
Contest Totals	40	32	2	2	4	0	0	0

24 Lane Twp

Statistics

	TOTAL	Election Day	Absentee	Provisional	Early Voting	Spare 1	Spare 2	Spare 3
Registered Voters - Total	0							
Registered Voters - Democratic	0							
Registered Voters - NONPARTISAN	0							
Registered Voters - Republican	0							
Ballots Cast - Total	9	9	0	0	0	0	0	0
Ballots Cast - Democratic	0	0	0	0	0	0	0	0
Ballots Cast - NONPARTISAN	0	0	0	0	0	0	0	0
Ballots Cast - Republican	9	9	0	0	0	0	0	0
Ballots Cast - Blank	0	0	0	0	0	0	0	0
Voter Turnout - Total	0.00%							
Voter Turnout - Democratic	0.00%							
Voter Turnout - NONPARTISAN	0.00%							
Voter Turnout - Republican	0.00%							

DEM President

Vote For 1

	TOTAL	Election Day	Absentee	Provisional	Early Voting	Spare 1	Spare 2	Spare 3
Marianne Williamson	0	0	0	0	0	0	0	0
Jason Michael Palmer	0	0	0	0	0	0	0	0
Dean Phillips	0	0	0	0	0	0	0	0
Joseph R Biden Jr	0	0	0	0	0	0	0	0
None of the names shown	0	0	0	0	0	0	0	0
Total Votes Cast	0	0	0	0	0	0	0	0
Contest Totals	0	0	0	0	0	0	0	0

REP President

Vote For 1

	TOTAL	Election Day	Absentee	Provisional	Early Voting	Spare 1	Spare 2	Spare 3
Donald J. Trump	9	9	0	0	0	0	0	0
Nikki R. Haley	0	0	0	0	0	0	0	0
Ron DeSantis	0	0	0	0	0	0	0	0
Ryan L. Binkley	0	0	0	0	0	0	0	0
None of the names shown	0	0	0	0	0	0	0	0
Total Votes Cast	9	9	0	0	0	0	0	0
Contest Totals	9	9	0	0	0	0	0	0

Summary Results Report
 2024 Greenwood County Presidential Primary
 March 25, 2024

OFFICIAL RESULTS
 Greenwood County

25 Madison Twp

Statistics

	TOTAL	Election Day	Absentee	Provisional	Early Voting	Spare 1	Spare 2	Spare 3
Registered Voters - Total	0							
Registered Voters - Democratic	0							
Registered Voters - NONPARTISAN	0							
Registered Voters - Republican	0							
Ballots Cast - Total	49	49	0	0	0	0	0	0
Ballots Cast - Democratic	10	10	0	0	0	0	0	0
Ballots Cast - NONPARTISAN	0	0	0	0	0	0	0	0
Ballots Cast - Republican	39	39	0	0	0	0	0	0
Ballots Cast - Blank	2	2	0	0	0	0	0	0
Voter Turnout - Total	0.00%							
Voter Turnout - Democratic	0.00%							
Voter Turnout - NONPARTISAN	0.00%							
Voter Turnout - Republican	0.00%							

DEM President

Vote For 1

	TOTAL	Election Day	Absentee	Provisional	Early Voting	Spare 1	Spare 2	Spare 3
Marianne Williamson	0	0	0	0	0	0	0	0
Jason Michael Palmer	0	0	0	0	0	0	0	0
Dean Phillips	0	0	0	0	0	0	0	0
Joseph R Biden Jr	7	7	0	0	0	0	0	0
None of the names shown	3	3	0	0	0	0	0	0
Total Votes Cast	10	10	0	0	0	0	0	0
Contest Totals	10	10	0	0	0	0	0	0

REP President

Vote For 1

	TOTAL	Election Day	Absentee	Provisional	Early Voting	Spare 1	Spare 2	Spare 3
Donald J. Trump	29	29	0	0	0	0	0	0
Nikki R. Haley	2	2	0	0	0	0	0	0
Ron DeSantis	1	1	0	0	0	0	0	0
Ryan L. Binkley	0	0	0	0	0	0	0	0
None of the names shown	5	5	0	0	0	0	0	0
Total Votes Cast	37	37	0	0	0	0	0	0
Contest Totals	39	39	0	0	0	0	0	0

26 Shell Rock Twp

Statistics

	TOTAL	Election Day	Absentee	Provisional	Early Voting	Spare 1	Spare 2	Spare 3
Registered Voters - Total	0							
Registered Voters - Democratic	0							
Registered Voters - NONPARTISAN	0							
Registered Voters - Republican	0							
Ballots Cast - Total	9	7	2	0	0	0	0	0
Ballots Cast - Democratic	1	1	0	0	0	0	0	0
Ballots Cast - NONPARTISAN	0	0	0	0	0	0	0	0
Ballots Cast - Republican	8	6	2	0	0	0	0	0
Ballots Cast - Blank	0	0	0	0	0	0	0	0
Voter Turnout - Total	0.00%							
Voter Turnout - Democratic	0.00%							
Voter Turnout - NONPARTISAN	0.00%							
Voter Turnout - Republican	0.00%							

DEM President

Vote For 1

	TOTAL	Election Day	Absentee	Provisional	Early Voting	Spare 1	Spare 2	Spare 3
Marianne Williamson	0	0	0	0	0	0	0	0
Jason Michael Palmer	0	0	0	0	0	0	0	0
Dean Phillips	0	0	0	0	0	0	0	0
Joseph R Biden Jr	1	1	0	0	0	0	0	0
None of the names shown	0	0	0	0	0	0	0	0
Total Votes Cast	1	1	0	0	0	0	0	0
Contest Totals	1	1	0	0	0	0	0	0

REP President

Vote For 1

	TOTAL	Election Day	Absentee	Provisional	Early Voting	Spare 1	Spare 2	Spare 3
Donald J. Trump	7	5	2	0	0	0	0	0
Nikki R. Haley	1	1	0	0	0	0	0	0
Ron DeSantis	0	0	0	0	0	0	0	0
Ryan L. Binkley	0	0	0	0	0	0	0	0
None of the names shown	0	0	0	0	0	0	0	0
Total Votes Cast	8	6	2	0	0	0	0	0
Contest Totals	8	6	2	0	0	0	0	0

27 Salt Springs Twp

Statistics

	TOTAL	Election Day	Absentee	Provisional	Early Voting	Spare 1	Spare 2	Spare 3
Registered Voters - Total	0							
Registered Voters - Democratic	0							
Registered Voters - NONPARTISAN	0							
Registered Voters - Republican	0							
Ballots Cast - Total	25	19	4	1	1	0	0	0
Ballots Cast - Democratic	3	1	2	0	0	0	0	0
Ballots Cast - NONPARTISAN	0	0	0	0	0	0	0	0
Ballots Cast - Republican	22	18	2	1	1	0	0	0
Ballots Cast - Blank	0	0	0	0	0	0	0	0
Voter Turnout - Total	0.00%							
Voter Turnout - Democratic	0.00%							
Voter Turnout - NONPARTISAN	0.00%							
Voter Turnout - Republican	0.00%							

DEM President

Vote For 1

	TOTAL	Election Day	Absentee	Provisional	Early Voting	Spare 1	Spare 2	Spare 3
Marianne Williamson	0	0	0	0	0	0	0	0
Jason Michael Palmer	0	0	0	0	0	0	0	0
Dean Phillips	1	0	1	0	0	0	0	0
Joseph R Biden Jr	2	1	1	0	0	0	0	0
None of the names shown	0	0	0	0	0	0	0	0
Total Votes Cast	3	1	2	0	0	0	0	0
Contest Totals	3	1	2	0	0	0	0	0

REP President

Vote For 1

	TOTAL	Election Day	Absentee	Provisional	Early Voting	Spare 1	Spare 2	Spare 3
Donald J. Trump	19	15	2	1	1	0	0	0
Nikki R. Haley	1	1	0	0	0	0	0	0
Ron DeSantis	1	1	0	0	0	0	0	0
Ryan L. Binkley	0	0	0	0	0	0	0	0
None of the names shown	1	1	0	0	0	0	0	0
Total Votes Cast	22	18	2	1	1	0	0	0
Contest Totals	22	18	2	1	1	0	0	0

28 Twin Grove Twp

Statistics

	TOTAL	Election Day	Absentee	Provisional	Early Voting	Spare 1	Spare 2	Spare 3
Registered Voters - Total	0							
Registered Voters - Democratic	0							
Registered Voters - NONPARTISAN	0							
Registered Voters - Republican	0							
Ballots Cast - Total	41	38	2	1	0	0	0	0
Ballots Cast - Democratic	3	2	1	0	0	0	0	0
Ballots Cast - NONPARTISAN	0	0	0	0	0	0	0	0
Ballots Cast - Republican	38	36	1	1	0	0	0	0
Ballots Cast - Blank	0	0	0	0	0	0	0	0
Voter Turnout - Total	0.00%							
Voter Turnout - Democratic	0.00%							
Voter Turnout - NONPARTISAN	0.00%							
Voter Turnout - Republican	0.00%							

DEM President

Vote For 1

	TOTAL	Election Day	Absentee	Provisional	Early Voting	Spare 1	Spare 2	Spare 3
Marianne Williamson	0	0	0	0	0	0	0	0
Jason Michael Palmer	2	2	0	0	0	0	0	0
Dean Phillips	0	0	0	0	0	0	0	0
Joseph R Biden Jr	0	0	0	0	0	0	0	0
None of the names shown	1	0	1	0	0	0	0	0
Total Votes Cast	3	2	1	0	0	0	0	0
Contest Totals	3	2	1	0	0	0	0	0

REP President


Vote For 1

	TOTAL	Election Day	Absentee	Provisional	Early Voting	Spare 1	Spare 2	Spare 3
Donald J. Trump	34	33	1	0	0	0	0	0
Nikki R. Haley	2	2	0	0	0	0	0	0
Ron DeSantis	0	0	0	0	0	0	0	0
Ryan L. Binkley	0	0	0	0	0	0	0	0
None of the names shown	2	1	0	1	0	0	0	0
Total Votes Cast	38	36	1	1	0	0	0	0
Contest Totals	38	36	1	1	0	0	0	0


STATE OF KANSAS, GREENWOOD COUNTY, SS

We the undersigned, Members of the Board of County Commissioners in and for said County, and Ex - Officio Board of Canvassed for said County, do hereby certify that the write-ins and foregoing abstract of votes cast at the March 19th, 2024 Presidential Primary Preference Election held in said County is true and correct as shown by the returns of said election on file in the County Clerk's office and canvassed by us this 25th day of March, 2024.

Witness our hands this 25th day of March, 2024.




Roy Ballard, County Commissioner



Ben Fox, County Commissioner



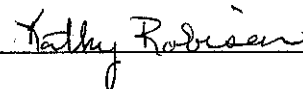
Paul Hodge, County Commissioner



Preston Evenson, County Commissioner



Mac Obourn, County Commissioner

Attest:  Greenwood County Clerk